


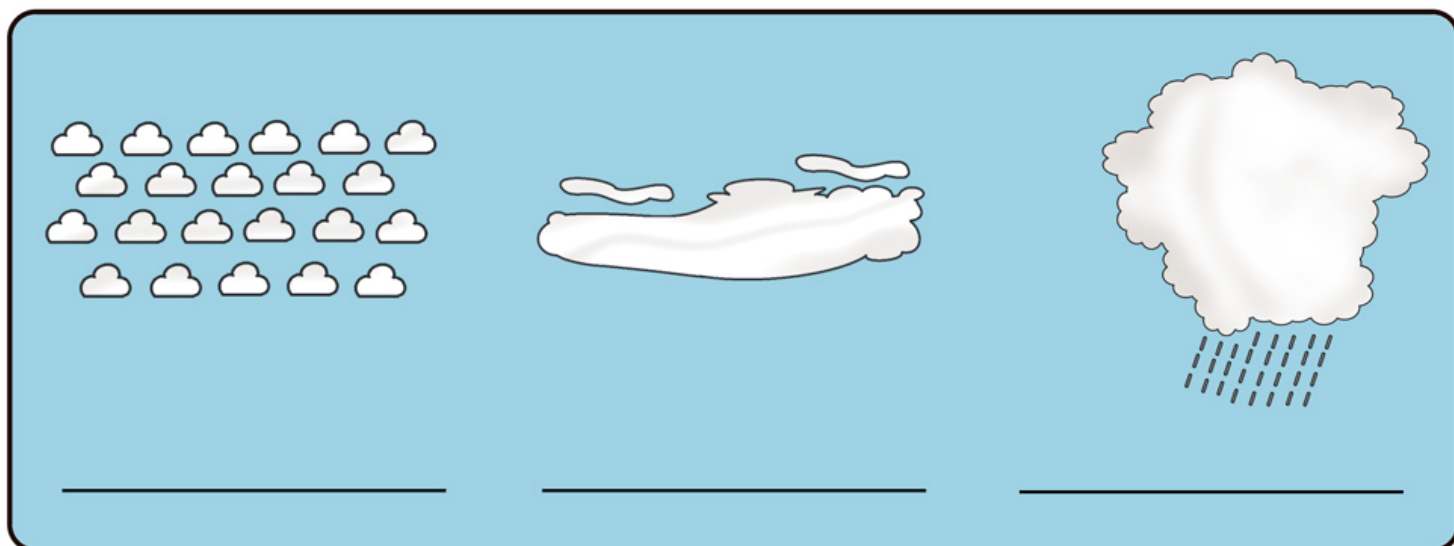
# IDENTIFY THE CLOUDS

Identify the high-level clouds




This section contains three illustrations of high-level clouds. The first is a cirrus cloud, depicted as a group of small, white, comma-shaped clouds. The second is a cirrostratus cloud, shown as a thin, white, wavy layer. The third is a cirrocumulus cloud, represented by a thin, white, lumpy layer. Below each illustration is a horizontal line for labeling.

Identify the mid-level clouds



This section contains three illustrations of mid-level clouds. The first is an altostratus cloud, shown as a layer of small, white, rounded clouds. The second is an altocumulus cloud, depicted as a layer of white, rounded clouds with some horizontal streaks. The third is a nimbostratus cloud, shown as a large, white, billowing cloud with diagonal lines underneath representing rain. Below each illustration is a horizontal line for labeling.

Identify the low-level clouds



This section contains three illustrations of low-level clouds. The first is a cumulus cloud, shown as a large, white, billowing cloud. The second is a stratus cloud, depicted as a long, white, horizontal layer. The third is a stratocumulus cloud, shown as a long, white, horizontal layer with a scalloped edge. Below each illustration is a horizontal line for labeling.

# IDENTIFY THE CLOUDS

Identify the high-level clouds



Cirrocumulus



Cirrus



Cirrostratus


Identify the mid-level clouds



Alto cumulus



Altostratus



Nimbostratus

Identify the low-level clouds



Cumulus



Stratocumulus



Stratus